

Problem:

The PC screen in an AutoStream PC will go blank, although the system will continue with production.

Root Cause:


The inverter board that supplies power to backlight the screen will burn out over time. Images will still be there and the PC will function properly, though there is no way to see the images.

Solution:

There are two different inverter boards for our older and newer PC's. Part numbers are:

Newer PC's with the 3M touch screen	364-231
Older PC's with ELO touch screen	364-232


Procedure:




1. Remove the touchscreen from the PC using the two screws at the top.



2. Remove the four screws holding the LCD screen in place. The LCD screen does not need to be disconnected.



3. Remove the five screws holding the front face of the PC enclosure.



4. Remove the two screws on the Inverter Board and replace the board.

5. Verify ALL electrical connections and reassemble the PC.